

Daly College, Jr. School



Summer Vacation

It's summer time,
School vacations have begun,
Time for children to play,
And have fun in the sun
Now the children
Are out of school,
There are trees to climb,
And Swim in the pool.

Time to spend
With special friends,
And to chase their dreams
Until the days end....



Name _____ Class : I Section _____

Dear Parents,

Greetings from DC !!

It is once again summer time and we are ready for Summer Vacation. We are happy that they all love coming to school. For the next two months, you, their natural guardian will spend the vacation time with them.

As children move up to a higher grade in school, they have a strong desire to be like a grown up sharing responsibilities at home, in their neighbourhood and in school. Giving them opportunities to fulfill this innate need by allocating jobs and chores around the house, which they can do, helps in increasing their confidence and self esteem. Also giving them opportunities to participate in caring for pets, plants and family members makes them feel more as a part of the society that they grow up to live in. Yet the little child in them has to be nurtured by allowing them to play, collect things that fascinate them, build things that are meaningful to them, read books and express themselves in a rather new way for them that is writing. We have suggested a list of activities keeping these needs in mind and as parents we wish that you support them in doing these. Enjoy the holidays!!

Let us share some tips to make this period a fruitful and happy period for them and you. At this juncture , I would share some time tested tips with you :-

- ❖ Have at least two meals together with your children; dining table discussions help to make a strong bond. Teach them the importance and hard work of the farmers and ask them not to waste their food.
- ❖ Let them wash their own plates after every meal . Children learn the dignity of labour from such activities.
- ❖ Allow them to help you in cooking. Let them chop their own vegetables and make their own fruit salad.
- ❖ Let them help you in setting the table for at least 1 meal.
- ❖ Learn 5 new words in English and list them in a note book everyday.

- ❖ Visit 3 neighbours . Know more about them and build a friendship with them.
- ❖ Visit grandparents and let your children bond with them. Their love and emotional support is very important for your child. Let them plan a Grandparents' Day out, believe me they will cherish all these memories .Click snaps with them.
- ❖ Talk to them about your work / business , let your child understand that you work very hard to support the family.
- ❖ Do not miss the local festivals and local market .Celebrate and visit them.(Malwa Festival)
- ❖ Gently encourage your child to raise a kitchen garden by planting seeds. Knowledge about plants and trees are an integral part of your child's growing up.
- ❖ Share stories about your childhood and your family history.
- ❖ Let them make their own bed and put away their toys and books back in their proper places.
- ❖ Encourage your child to pursue a hobby.
- ❖ Gently remind them to switch –off the lights, the fans and Ac/ Cooler when they are not in use.
- ❖ Encourage them to get up early in the morning and enjoy nature , listen to the chirping of the birds, feel the cool breeze and make bird feeders.
- ❖ Help them to make any toy / gift item / decorative piece with waste material- believe me, they will enjoy this Do It Yourself (DIY) activity.
- ❖ **Learn the poems given for the English and Hindi Choral Recitations . Poems for different classes will also be available on our school website;**
www.dalycollege.org

The school re-opens on 19th June 2023

SCIENCE

Assignment 1


Making of a **rain gauge** to measure rainfall in the rainy season.

- 1 Make a rain gauge by using the top of a plastic bottle.



- 2 Add some pebbles to the bottle and add water until they are covered.
- 3 Turn the top of the bottle over to be a funnel.
- 4 Tape a ruler to the side of the bottle. Make sure the 0 of the ruler is level with the top of the water you added.

Reffer to the diagram given above to make the rain gauge. After you instrument is ready , click a picture and stick here. Keep the gauge at home carefully till it is rainy season. You will measure the rains during rainy season and tabulated the data later when told.



***Marking is done on the projects so let us not miss doing it.**

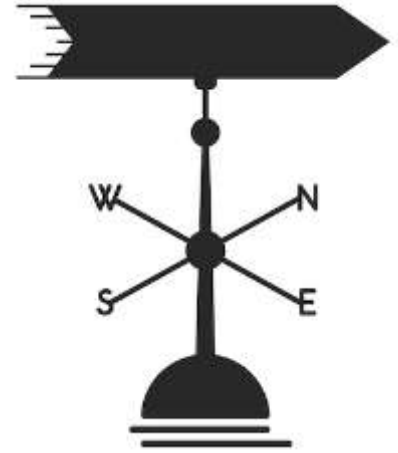
Assignment 2

Making of a wind vane.

Go to the following link to make a wind vane

<https://www.youtube.com/watch?v=jHgHcuCRXmA>

After your instrument is ready, keep the vane in a balcony of your house carefully and take observations for one week and record them in the table given below.



Date and Day	Direction

Did the wind always blow from same direction?

- Yes
- No

***Marking is done on the projects so let us not miss doing it.**

Assignment 3

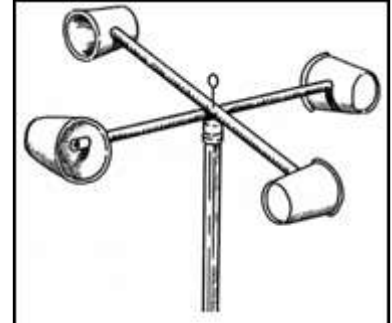
Making and testing an anemometer

Anemometer is a device that tell tells you how strong the wind is blowing.

Go to the following link to make your anemometer.

<https://www.youtube.com/watch?v=AfOLB3abBsk>

After you instrument is ready , keep the anemometer in the balcony of your house carefully and take observations for one week and record them in the table given below.



Date and Day	Speed

To measure the speed count how many times the meter spins in 10 seconds.

***Marking is done on the projects so let us not miss doing it.**

ENGLISH

"There are many little ways to enlarge your child's work.

Love of books is the best of all."

Dear parents,

This summer let us read, read and read with our children. Needless to state reading has a lot of benefit in your child's growth. Here are few reading benefits:-

- Supported cognitive development
- Improved language skills
- Preparation for academic success
- Developing a special bond with your child
- Increased concentration and discipline
- Improved vocabulary, imagination and creativity
- Cultivating. lifelong love of reading

To facilitate this journey here are few books recommendations by us:-

List of few books that you can get for your child to read :-

1. Good Night Stories for Rebel Girls (1 and 2)
2. The Gopi Diaries: Coming Home by Sudha Murty
3. The Magic of the Lost Temple by Sudha Murty
4. Grandma's Bag of Stories by Sudha Murty
5. When I grow up I want to be (part 1 and 2)
6. Jack and the Beanstalk
7. Little Red and the Very Hungry Lion
8. Illustrated Grimm's Fairy Tales
9. Enid Blyton

You may also refer to this link for more books :-


<https://www.scholastic.com/parents/books-and-reading/book-lists-and-recommendations/series-characters-authors/popular-series-6-7-year-olds.html>

<https://momlovesbest.com/books-for-7-year-olds>

STEP

1. Take your child to the book store. Please help your child read the story blurb before buying a book.
2. 5 review sheets are given in the following pages. Help them read 5 different books and let them fill it up. Remind them they will be rewarded for reading the maximum number of story books. Xerox the review sheets in case the child intends to read more.
3. Choose 14 different words from the books read and frame sentences with them.

Reading Response Sheet








Name of the book: _____

Author: _____

My favourite character: _____


I like this book because...

I give this book a



star rating!

Reading Response Sheet








Name of the book: _____

Author: _____

My favourite character: _____


I like this book because...

I give this book a



star rating!

Reading Response Sheet








Name of the book: _____

Author: _____

My favourite character: _____


I like this book because...

I give this book a



star rating!

Reading Response Sheet




Name of the book: _____

Author: _____

My favourite character: _____


I like this book because...

I give this book a



star rating!

Reading Response Sheet




Name of the book: _____

Author: _____

My favourite character: _____

I like this book because...

I give this book a



star rating!

Frame sentences

1. _____

2. _____

3. _____

4. _____

5. _____

6. _____

7. _____

Frame sentences

8. _____

9. _____

10. _____

11. _____

12. _____

13. _____

14. _____

आओ पढ़ें

1. मनन उठ कसरत कर ।
2. असलम पढ़कर अफसर बन ।
3. दमकल पर झटपट चल ।
4. लखन नटखट मत बन ।
5. हलचल मत कर ।
6. झटपट नल तक चल ।
7. रगड़ रगड़ कर बदन मल ।
8. रथ पर चढ़ ।

9. अमर सड़क पर चल ।

10. खटमल मत पकड़ ।

कविता – बतख

इधर-उधर

जल पर लहर।

लहर पर बतख,

आ आ आ

अब इधर आ

आई, आई, आई,

अब बतख

बतख तट

अब आ गई

बतख तट पर आ गई.

न न न मत पकड़

बहन बतख मत पकड़ ।



इधर आई।
पर आई,
आ गई।

आओ पढ़ें

1. राम खाना खाकर पाठशाला जा ।
2. चाचा बाजार गए ।
3. राम आम खा ।
4. सागर बाजा बजा ।
5. लाला ताला लगा ।
6. माला पहन कर पाठशाला जा ।
7. रमा जाग जलपान कर ।
8. हाथ साफ कर ।
9. अनार का रस ।
10. कमला काजल लगा ।

कविता

आसमान पर बादल छाया,
राजा नाव बनाकर लाया।
बादल जल बरसाएगा,
राजा नाव चलाएगा।

