

Daly College, Jr. School



Summer Vacation

It's summer time,
School vacations have begun,
Time for children to play,
And have fun in the sun
Now the children
Are out of school,
There are trees to climb,
And Swim in the pool.
Time to spend
With special friends,
And to chase their dreams
Until the days end....

Name_____Class : II Section_____

Dear Parents,

Greetings from DC !!

It is once again summer time and we are ready for Summer Vacation. We are happy that they all love coming to school. For the next two months, you, their natural guardian will spend the vacation time with them.

As children move up to a higher grade in school, they have a strong desire to be like a grown up sharing responsibilities at home, in their neighbourhood and in school. Giving them opportunities to fulfill this innate need by allocating jobs and chores around the house, which they can do, helps in increasing their confidence and self esteem. Also giving them opportunities to participate in caring for pets, plants and family members makes them feel more as a part of the society that they grow up to live in. Yet the little child in them has to be nurtured by allowing them to play, collect things that fascinate them, build things that are meaningful to them, read books and express themselves in a rather new way for them that is writing. We have suggested a list of activities keeping these needs in mind and as parents we wish that you support them in doing these. Enjoy the holidays!!

Let us share some tips to make this period a fruitful and happy period for them and you. At this juncture , I would share some time tested tips with you :-

- ❖ Have at least two meals together with your children; dining table discussions help to make a strong bond. Teach them the importance and hard work of the farmers and ask them not to waste their food.
- ❖ Let them wash their own plates after every meal . Children learn the dignity of labour from such activities.
- ❖ Allow them to help you in cooking. Let them chop their own vegetables and make their own fruit salad.
- ❖ Let them help you in setting the table for at least 1 meal.
- ❖ Learn 5 new words in English and list them in a note book everyday.

- ❖ Visit 3 neighbours . Know more about them and build a friendship with them.
- ❖ Visit grandparents and let your children bond with them. Their love and emotional support is very important for your child. Let them plan a Grandparents' Day out, believe me they will cherish all these memories .Click snaps with them.
- ❖ Talk to them about your work / business , let your child understand that you work very hard to support the family.
- ❖ Do not miss the local festivals and local market .Celebrate and visit them.(Malwa Festival)
- ❖ Gently encourage your child to raise a kitchen garden by planting seeds. Knowledge about plants and trees are an integral part of your child's growing up.
- ❖ Share stories about your childhood and your family history.
- ❖ Let them make their own bed and put away their toys and books back in their proper places.
- ❖ Encourage your child to pursue a hobby.
- ❖ Gently remind them to switch –off the lights, the fans and Ac/ Cooler when they are not in use.
- ❖ Encourage them to get up early in the morning and enjoy nature , listen to the chirping of the birds, feel the cool breeze and make bird feeders.
- ❖ Help them to make any toy / gift item / decorative piece with waste material- believe me, they will enjoy this Do It Yourself (DIY) activity.
- ❖ **Learn the poems given for the English and Hindi Choral Recitations . Poems for different classes will also be available on our school website;**
www.dalycollege.org

The school re-opens on 19th June 2023

HAPPY HOLIDAYS

Make them more meaningful and enjoyable!!

- Make compost- Put dry leaves, vegetable and fruit peels, used tea leaves in a pit and cover it with soil. Let it remain for 30 days. Compost is ready.
- Keep a bowl of water and grain on the roof/balcony for birds.
- Lend a helping hand, help your parents in arranging your room, cupboard.
- Limit watching TV to one hour. Spend time with your grandparents.
- Avoid video games instead learn to play Chess, Scrabble, Monopoly & Carrom Board.
- Learn to play some sport – chess, football, badminton, etc.
- Watch sports and cheer for your favorite team!
- Join hobby classes, learn the basics of a musical instrument
- Spend time with your family and relatives
- Share your favourite toy/book with a child in need
- Make a Bird Feeder for birds
- Make a Sun Catcher

‘No Water, no Life’- Let’s Save Water this Summer! It’s in our hands. Be a water hero ‘Save Water’.

“Do your summer vacation homework yourself.

ENGLISH

"There are many little ways to enlarge your child's work.

Love of books is the best of all."

Dear parents,

This summer let us read, read and read with our children. Needless to state reading has a lot of benefit in your child's growth. Here are few reading benefits:-

- Supported cognitive development
- Improved language skills
- Preparation for academic success
- Developing a special bond with your child
- Increased concentration and discipline
- Improved vocabulary, imagination and creativity
- Cultivating. lifelong love of reading

To facilitate this journey here are few books recommendations by us:-

List of few books that you can get for your child to read :-

1. Good Night Stories for Rebel Girls (1 and 2)
2. The Gopi Diaries: Coming Home by Sudha Murty
3. The Magic of the Lost Temple by Sudha Murty
4. Grandma's Bag of Stories by Sudha Murty
5. When I grow up I want to be (part 1 and 2)
6. Jack and the Beanstalk
7. Little Red and the Very Hungry Lion
8. Illustrated Grimm's Fairy Tales
9. Enid Blyton








You may also refer to this link for more books :-

<https://www.scholastic.com/parents/books-and-reading/book-lists-and-recommendations/series-characters-authors/popular-series-6-7-year-olds.html>

<https://momlovesbest.com/books-for-7-year-olds>

STEP

1. Take your child to the book store. Please help your child read the story blurb before buying a book.
2. 3 review sheets are given in the following pages. Help them read 3 different books and let them fill it up. Remind them they will be rewarded for reading the maximum number of story books. Xerox the review sheets in case the child intends to read more.
3. Choose 10 different words from the books read and frame sentences with them.



You may also refer to this link for more books :-

<https://www.scholastic.com/parents/books-and-reading/book-lists-and-recommendations/series-characters-authors/popular-series-6-7-year-olds.html>

<https://momlovesbest.com/books-for-7-year-olds>

STEP

1. Take your child to the book store. Please help your child read the story blurb before buying a book.
2. 3 review sheets are given in the following pages. Help them read minimum 3 different books and let them fill it up. Remind them they will be rewarded for reading the maximum number of story books. Xerox the review sheets in case the child intends to read more.
3. Choose 10 different words from the books read and frame sentences with them.



My Book Review



Name: _____ Date: _____

Title of Book: _____

Author: _____ Number of pages: _____

Characters: Who is in the story?

Setting: Where does the story take place?

Plot: What is the story about?

Vocabulary - Share 3 words from your book, look them up and write down what they mean:

1. _____
2. _____
3. _____



Fiction: book report

Title:

Author:

Characters (people in the story). What are their names?
Age? Did you like them? Why did you like them? Describe them:



Did you enjoy reading it?
Was it fun or sad?

What happened in the story? What was it about?



Would you recommend it?

How many pages did you read?


Date:




Sequencing

Write a sentence and draw a picture to show the correct order of events from the story.


First




Next



Then




Last



MATH

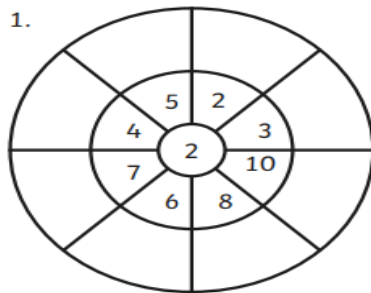
pure
MATHEMATICS
is, in its own
way, the
POETRY
of logical ideas



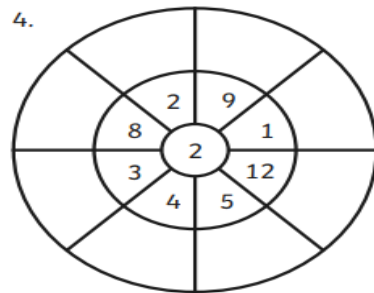
ALBERT EINSTEIN

Multiplication Wheels

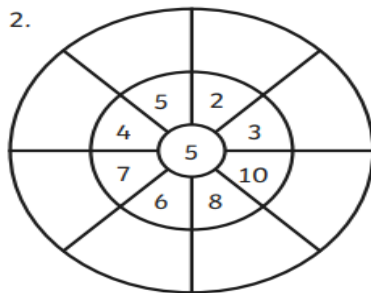
1.



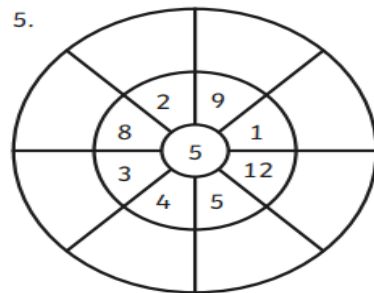
4.



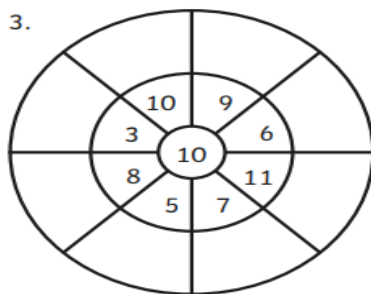
2.



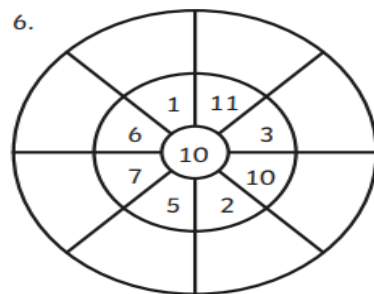
5.



3.



6.



2D and 3D Shape Riddles Challenge Cards

1

What Am I?

I am a 2D shape.

I have four sides.

I have four equal corners.

All four sides are the same length.

2D and 3D Shape Riddles Challenge Cards

2

What Am I?

I am a 3D shape.

I have five flat faces.

I have five vertices.

Four of my faces are triangles and one is a square.

2D and 3D Shape Riddles Challenge Cards

3

What Am I?

I am a 3D shape.

I have one flat face.

I have one curved surface, ending in a point.

I do not have any vertices.

2D and 3D Shape Riddles Challenge Cards

4

What Am I?

I am a 2D shape.

I have three sides.

I have three vertices.

2D and 3D Shape Riddles Challenge Cards

6

What Am I?

I am a 3D shape.

I have one surface.

My only surface is curved.

I do not have any edges.

2D and 3D Shape Riddles Challenge Cards

14

What Am I?

I am a 2D shape.

I have one side.


My only side is curved.

I do not have any vertices.

नाम- _____ विभाग- _____ दिनांक- _____

ग्रीष्मावकाश (गृहकार्य)

❖ चित्र को देखते हुए अपने अनुसार एक कहानी लिखिए और रंग भरिए -



❖ दी गई कविता “सामूहिक कविता पाठ” के लिए याद कीजिए-

❖ किन्हीं पाँच पालतू जानवरों के चित्र बनाइए या चिपकाइए और उनके नाम लिखकर उनके बारे में एक-दो वाक्य लिखिए। यह कार्य रंगीन A 4 साइज कागज पर कीजिए।

❖ आपकी पसंद की कोई भी हिन्दी कहानियाँ नियमित पढ़िए और उस कहानी का नाम और कहानी की सीख लिखिए ।(कोई भी दो)

(उदाहरण के लिए कुछ अन्य पुस्तकों के नाम- तेनालीराम, पंचतंत्र की कथाएँ ...)

[illegible]

❖ अपठित गद्यांश :

पढ़िए और चित्र में रंग भरिए-



कैलाश

कैलाश एक दस साल का लड़का है जिसके पास एक कैमरा है। उसे तस्वीर लेना बहुत पसंद है। आज उसने एक सुंदर मैना देखी। वह उसकी तस्वीर लेने पैदल निकल पड़ा। वह दूर मैदान तक गया। लेकिन मैना न दिखी। तभी एक सैनिक मिला। जो सैर पर निकला था। उसने बताया कि मैना एक पेड़ पर बैठी है। कैलाश पेड़ के पास गया। उसने मैना की तस्वीर कैमरे में कैद कर ली। अब उसके पैर थक चुके थे। वह बैलगाड़ी में बैठकर घर वापस आ गया।

❖ प्रश्नों के उत्तर लिखिए-

- 1 - कैलाश के पास क्या था? उत्तर-----
- 2 - कैलाश किसकी तस्वीर लेने गया? उत्तर-----
- 3- कैलाश को रास्ते में कौन मिला? उत्तर-----
- 4 - कैलाश तस्वीर लेने कहाँ तक गया? उत्तर-----
- 5- कैलाश किस पर बैठकर घर आया? उत्तर-----

❖ अपठित गद्यांश :

जंगल

जंगल में एक तालाब है। तालाब में मछलियाँ तैर रही हैं। तालाब के किनारे एक मेंढक बैठा है। वही एक पेड़ है, जिस पर एक तोता बैठा है। पेड़ के नीचे हरी-हरी घास और कुछ फूलों के पौधे हैं। फलों पर तितलियाँ बैठी हैं।

प्रश्नों के सही जवाब पर गोला बनाइए-

1. तालाब कहाँ था?

(i) घर में (ii) जंगल में (iii) तालाब में

2. तालाब में कौन तैर रहा था?

(i) मेंढक (ii) मछली (iii) तितली

3. पेड़ पर कौन बैठा था?

(i) तोता (ii) मोर (iii) तितली

4. पेड़ के नीचे किसके पौधे थे?

(i) मोर (ii) तितली (iii) फूल

5. फलों पर कौन बैठा था?

(i) चिड़िया (ii) मोर (iii) तितली

वर्ग पहेली

❖ निम्न वर्ग पहेली में से सब्जियों के नाम खोजकर उन खानों में रंग भरिए और नीचे लिखिए-

मू	लौ	की	तो	क	रैं	दा	चौ
ली	चु	कं	द	र	सिं	ला	ल
से	भिं	गा	प्या	अ	ई	घा	सौ
क	म	डी	ज	द	भ	सी	ड़ा
रे	ट	मा	ट	र	मे	बैं	बं
ला	र	ह	पा	क	थी	ग	द
ब	थु	आ	ल	ह	सु	न	गो
क	दू	लू	क	फू	ल	गो	भी

-----	-----	-----	-----
-----	-----	-----	-----
-----	-----	-----	-----
-----	-----	-----	-----

Science
Assignment -1

Food survey:

Carry out a survey of foods that people in your family eat (for 5 days). Ask them what they ate for their last meal. Design and complete a table to record your findings. Include whether each food is from plants or animals. (refer to pg.15 of your textbook)

Days	Food they ate in their last meal	Was it from plants or animals
Day 1		
Day 2		
Day 3		
Day 4		
Day 5		

Assignment -2

Diet Chart:

Plan a Healthy Diet chart in your scrapbook or on a A-3 size sheet for any meal of the day (breakfast, lunch or dinner) which includes all the types of food, eg. (use pictures from old magazines or draw)

1. Bread and cereal
2. Protein
3. Fat and Sugar
4. Milk and Dairy
5. Fruits and Vegetables

Assignment -3

Poster on Self/Good Hygiene:

Make a poster on Self/Good hygiene showing what all things you do to keep yourself clean and hygienic. For this use a A-3 size sheet, draw or paste pictures with a little write-up on each and laminate the sheet. (Refer to page 21 of your workbook)

Assignment -4

Family Tree:

Refer to this picture and make a family tree (paste passport sized pictures).
Use a A-3 or A-4 size sheet for it.

