

HAPPY HOLIDAYS

Make them more meaningful and enjoyable!!

- **Make compost- Put dry leaves, vegetable and fruit peels, used tea leaves in a pit and cover it with soil. Let it remain for 30 days. Compost is ready.**
- **Keep a bowl of water and grain on the roof/balcony for birds.**
- **Lend a helping hand, help your parents in arranging your room, cupboard.**
- **Limit watching TV to one hour. Spend time with your grandparents.**
- **Avoid video games instead learn to play Chess, Scrabble, Monopoly & Carrom Board.**
- **Learn to play some sport – chess, football, badminton, etc.**
- **Watch sports and cheer for your favourite team!**
- **Join hobby classes, learn the basics of a musical instrument**
- **Spend time with your family and relatives**
- **Share your favourite toy/book with a child in need**
- **Make a Bird Feeder for birds**
- **Make a Sun Catcher**

‘No Water, no Life’- Let’s Save Water this Summer! It’s in our hands. Be a water hero ‘Save Water’.

“Do your summer vacation homework yourself.

ENGLISH

"There are many little ways to enlarge your child's work.

Love of books is the best of all."

Dear Parents,

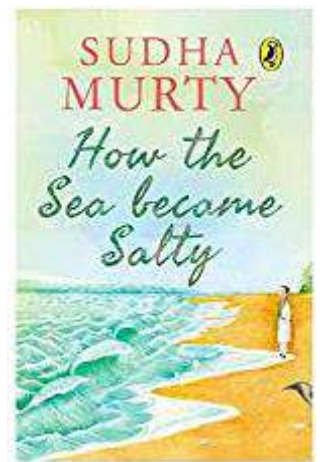





This summer let us read, read and read with our children. Needless to state reading has a lot of benefit in your child's growth. Here are few reading benefits:-

- Supported cognitive development
- Improved language skills
- Preparation for academic success
- Developing a special bond with your child
- Increased concentration and discipline
- Improved vocabulary, imagination and creativity
- Cultivating. lifelong love of reading

To facilitate this journey here are few books recommendations by us:-

List of few books that you can get for your child to read :-

1. Good Night Stories for Rebel Girls (1 and 2)
2. The Gopi Diaries: Coming Home by SudhaMurty
3. The Magic of the Lost Temple by SudhaMurty
4. Grandma's Bag of Stories by SudhaMurty
5. When I grow up I want to be (part 1 and 2)
6. Jack and the Beanstalk
7. Little Red and the Very Hungry Lion
8. Illustrated Grimm's Fairy Tales
9. Enid Blyton



STEP

1. Take your child to the book store. Please help your child read the story blurb before buying a book.
2. 3 review sheets are given in the following pages. Help them read 3 different books and let them fill it up. Remind them they will be rewarded for reading the maximum number of story books. Xerox the review sheets in case the child intends to read more.
3. Choose 10 different words from the books read and frame sentences with them.
4. A poem for Inter class English Elocution to be held in June is on the last page of the English notebook. Kindly make your child learn the poem.
5. You may also refer to this link for more books :-

<https://www.scholastic.com/parents/books-and-reading/book-lists-and-recommendations/series-characters-authors/popular-series-6-7-year-olds.html>

<https://momlovesbest.com/books-for-7-year-olds>

<https://storyweaver.org.in/en/reading-programme/1>



Fiction: book report

Title:

Author:

Characters (people in the story). What are their names?
Age? Did you like them? Why did you like them? Describe them:




Did you enjoy reading it?
Was it fun or sad?



Would you recommend it?

How many pages did you read?

Date:



What happened in the story? What was it about?





My Book Review



Name: _____ Date: _____

Title of Book: _____

Author: _____ Number of pages: _____

Characters: Who is in the story?

Setting: Where does the story take place?

Plot: What is the story about?

Vocabulary - Share 3 words from your book, look them up and write down what they mean:

1. _____
2. _____
3. _____


Sequencing

Write a sentence and draw a picture to show the correct order of events from the story.


First




Next



Then



Last





English Project

The children will make a mobile on parts of speech using their creativity.

Topic - _____

Reference image –



“My Conjunction Garden”

Theme: Grow your grammar garden using “but,” “and,” “because,” and “so”!

Skills: Grammar + Art + Creativity + Writing

Instructions for Students:

1. Create a Garden Poster

- Draw or make a garden scene on a chart or A4 sheet.
- Include at least 4 flowers (you can draw or use paper cut-outs).

2. On each flower, write:

- A sentence using a conjunction.
- Each flower must use a different conjunction:
and, but, because, so.

3. Example Sentences:

- I planted roses and tulips.
- I wanted to play, but it was raining.
- I watered the plants because they were dry.
- The sun was hot, so I wore a hat.

4. Decorate your garden with trees, bees, butterflies, clouds—make it colorful and creative!

Write a short story or paragraph (4–5 lines) about your garden using all four conjunctions.

What to Submit:

- A decorated sheet with 4 flowers and 4 conjunction sentences.
- (Optional) A short paragraph using all 4 conjunctions.

HOLIDAY HOMEWORK WORKSHEET - GRAMMAR

Topic: Conjunctions - and, but, because, so

Name: _____

Class: 2

Date: _____


MY CONJUNCTION GARDEN

Let's grow a garden full of beautiful flowers... and conjunctions!

Instructions:

1. Draw a garden in the space below.
2. Draw 4 flowers in your garden.
3. On each flower, write a sentence using one of these words:
 - and
 - but
 - because
 - so
4. Make your garden colorful! Add trees, bees, butterflies, clouds-anything you like!
5. (Optional) Write a short paragraph about your garden using all 4 conjunctions.

Draw your Conjunction Garden below:



Write your 4 sentences below (one for each flower):

1. Sentence using "and":

HOLIDAY HOMEWORK WORKSHEET - GRAMMAR

Topic: Conjunctions - and, but, because, so

2. Sentence using "but":

3. Sentence using "because":

4. Sentence using "so":

Bonus (Optional): Write a short paragraph about your garden using all 4 conjunctions:

Class 2A

PIZZA! PIZZA! PIZZA

I like pizza when I wake,
Not eggs or toast or coffee cake.
I like pizza in my lunch.
After school, it's great to munch.
I like pizza at the mall,
In a restaurant, house, or hall.
I like pizzas for dessert.
I've even licked it off my shirt.
I like pizza by the sheet,
Filled with sauce and cheese and meat.
I like pizza by the pie,
Crisp 'n flat or thick 'n high.
Sausage, peppers, double cheese
Everything but anchovies,
All these get my lips a-lickin'.
I like pizza hot or cold,
Nice and fresh or three days old.
And though I'd like to tell you more-
The pizza guy is at my door!

The Crocodile



Today I saw a crocodile,
It sat and stared at me!
I didn't run, I didn't shriek,
In case I was his tea!

No move I saw the snapper make,
His jaws remained tight shut.
Whilst sweat poured down my forehead,
I heard rumbles from his gut!

I've been in worse predicaments,
But only in my head.
Like wrestling with big brown bears,
And monsters from our shed!

But feeling brave I shuffled close,
To see his scary jaws.
The crocodile was not impressed,
And flexed his giant claws!

The beast prepared to eat me up,
He snapped, he snarled, he blew!
But I just stood and tapped the glass,
'Cause this croc is in the zoo!

©2003 Gareth Lancaster

Class 2 C

The Power of One

One small voice can be heard,
Even if it speaks just one word.

One smile can brighten the sky,
And lift someone's spirits high.
One helping hand can do so much,
A simple act, a gentle touch
One good thought can plant a seed,
That grows into a caring deed
One brave heart can take a stand,
And spread hope across the land.

One little step can start a race,
And bring a smile to someone's face
One person—you or me—
Can shape what the world will be.
One act of sharing, one act of care,
Can show someone that love is there.
One letter written, one picture drawn,
Can help someone feel brave and strong.
One silly joke or happy song,
Can help the day move right along
One little light in the darkest night,
Can help the world shine bright and right.
One small team, hand in hand,
Can build dreams across the land.
One promise made to always try,
Can help our hopes grow big and high

That's the Power of ONE—don't you see?
It starts with you, and it starts with me!
Let's be the ones who care and share,
Spreading love and kindness everywhere!

Class 2D

My Parents Both Are Humans

My parents both are humans
which explains the reason why
I can't breathe underwater,
and I never learned to fly.

I can't run like a cheetah, and
I can't sting like a bee.
I can't swing through the jungle
on a vine from tree to tree.

I have no shell for shelter
like a turtle or a snail.

I can't squirt water from a trunk
or grab things with a tail.

Because my mom's a human
and my dad's a human too
I can't do all the awesome things
that other creatures do.



I have to do what humans do
instead of stuff that's cool.

My parents both are humans
so I have to go to school.

— Kenn Nesbitt

Daly College Class 2 Science Holiday Homework

Assignment - 1

Food survey:

Carry out a survey of foods that people in your family eat (for 5 days). Ask them what they ate for their last meal (possibly dinner). Design and complete a table to record your findings. Include whether each food is from plants or animals. (refer to pg 15 of your student book)

Days	Food they ate in their last meal	Was it from plants or animals
Day 1		
Day 2		
Day 3		
Day 4		
Day 5		

Assignment -2

Diet Chart:

Plan a Healthy Diet chart in your on a A-4 size sheet for any meal of the day (breakfast, lunch or dinner) which includes all the types of food, eg. (use pictures from old magazines or draw)

1. Bread and cereal (wheat, rice, oats, barley etc.)
2. Protein (eggs, meat, beans, peas, lentils, nuts, soy products etc.)
3. Fat and Sugar (candies, chocolates, ice cream etc.)
4. Milk and Dairy (milk, yogurt, cheese, soy milk etc.)
5. Fruits and Vegetables (all types of fruits and vegetables)

Assignment -3

Poster on Self/Good Hygiene:

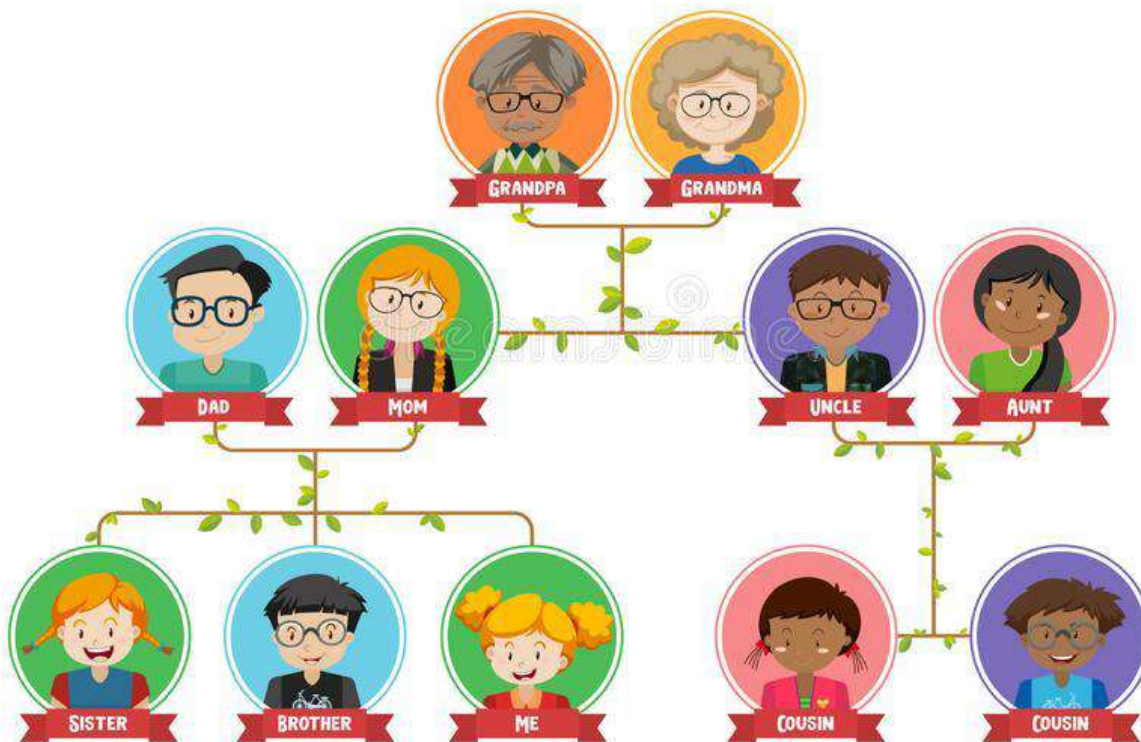
Make a poster on Self/Good hygiene showing what all things you do to keep yourself clean and hygienic. For this use a A-4 size sheet, draw or paste pictures with a little write-up on each and laminate the sheet. (Refer to page 21 of your workbook)

Assignment -4

Family Tree:

Refer to this picture and make a family tree (paste passport sized pictures). Use a A-3 or A-4 size sheet for it.

FAMILY TREE

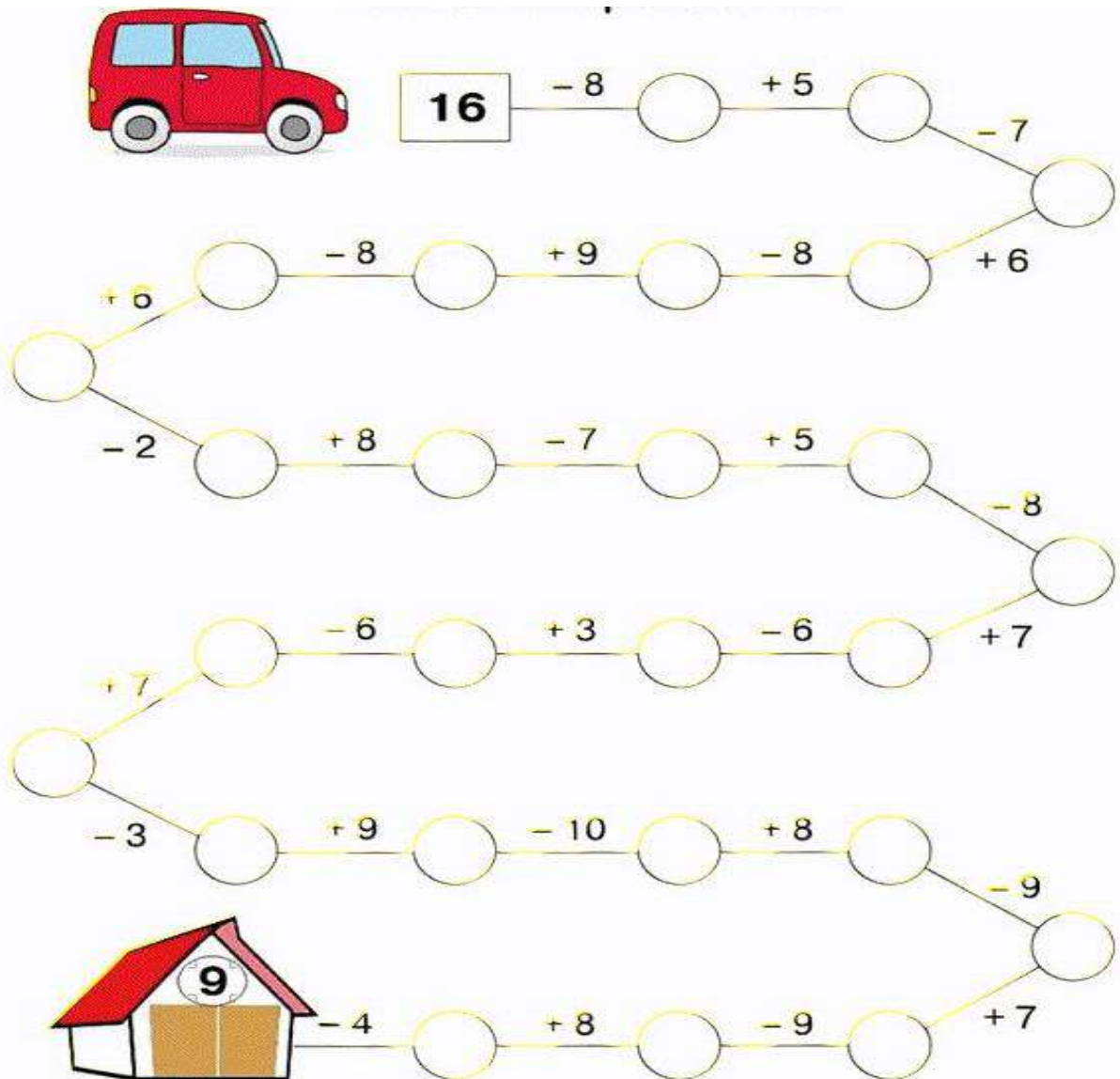


Daly College Class 2 Mathematics Holiday Homework

1. Draw any 1 animal with the help of number or numbers.
2. Write the Date of birth of your any 5 family members .
 - a. Arrange them in descending order.
 - b. Add date of birth of 2 elder members of family .

c. Subtract the smallest date of birth from biggest date of birth.

Solve



Resuelve.

$$\begin{array}{cccc}
 38 - 4 = \boxed{} & 43 + 6 = \boxed{} & 92 - 40 = \boxed{} & 51 + 5 = \boxed{} \\
 90 - 60 = \boxed{} & 35 + 30 = \boxed{} & 42 - 10 = \boxed{} & 64 + 20 = \boxed{}
 \end{array}$$

$3+4=$ orange

$5+6=$ green

$9+7=$ red

$4+5=$ yellow

$11+4=$ brown

$6+4=$ yellow

$3+5=$ purple

$12+7=$ pink

$3+3=$ blue


$8+4=$ yellow

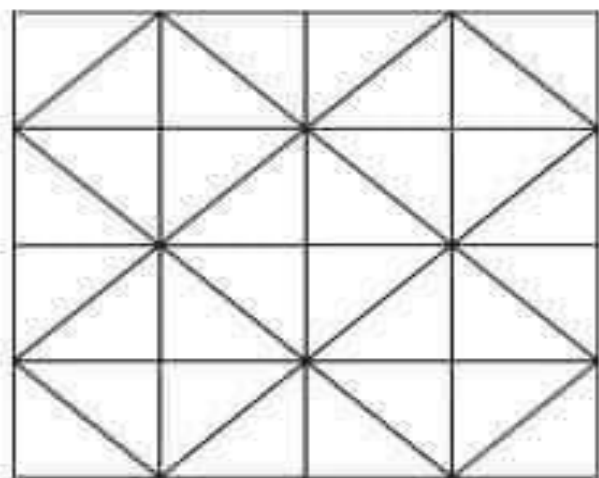

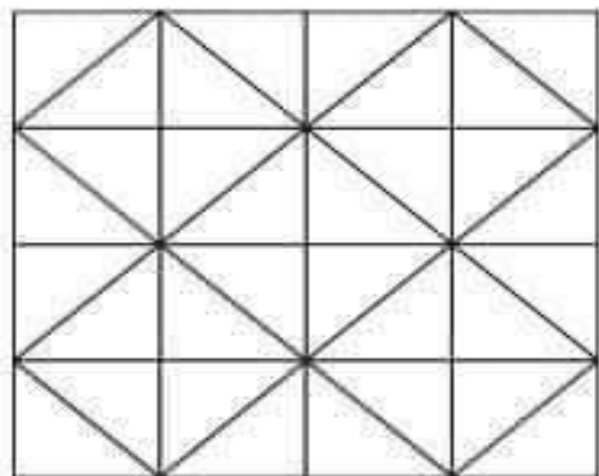
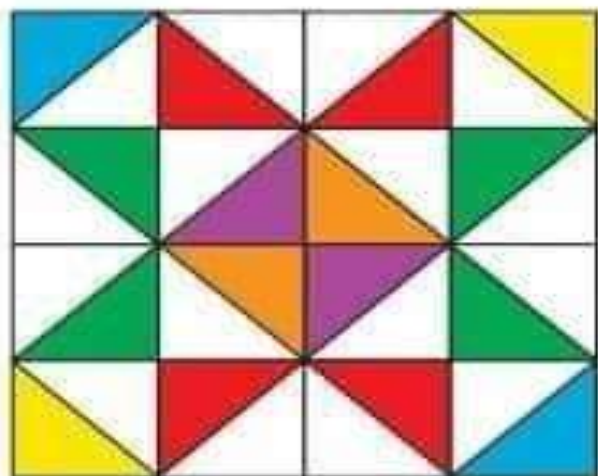
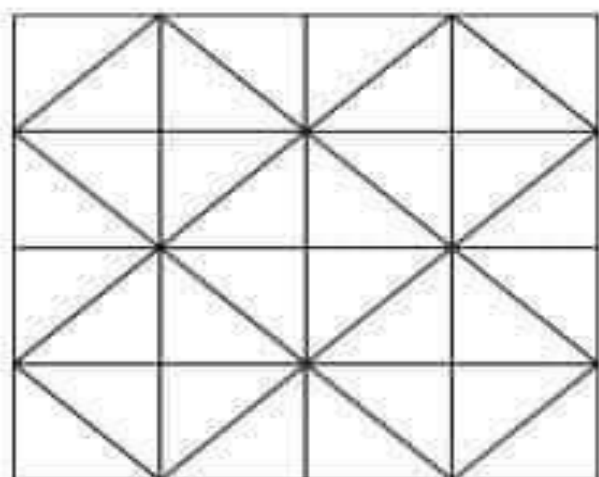
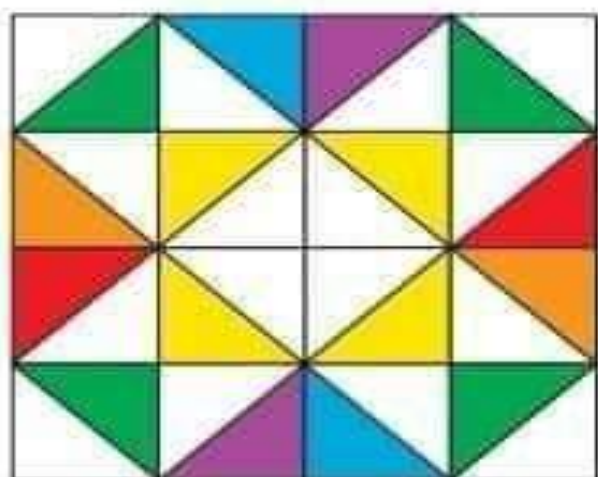
$14+3=$ orange

$9+9=$ red

$5+9=$ green

$6+7=$ yellow







Daly College, Jr. School
CLASS 2 - हिन्दी

प्र.१ दिए गए शब्दों से दो-दो वाक्य बनाइए-

मैं - १ -----

२ -----

मे - १ -----

२ -----

है - १ -----

२ -----

हैं - १ -----

२ -----

प्र.२. **A-4** sheet पर अपनी दिनचर्या चित्रों द्वारा बताइए- (refer page no.18 मधुप)


प्र.३ अखबार में से १० चन्द्रबिन्दु वाले शब्द ढूँढ़कर चिपकाइए-

प्र.४. नीचे दिए शब्दों को तीन-तीन बार लिखिए-

१. हूँ - -----
२. मुझे - -----
३. पढ़ना - -----
४. मेरे - -----
५. इसलिए - -----
६. क्योंकि - -----
७. उससे - -----
८. तुम्हारा - -----
९. तुम्हें - -----

प्र.५ गर्मी की छुट्टियाँ-

मैं गर्मी की छुट्टियों में -



१. ----- खेलता हूँ।
२. ----- और ----- खाता हूँ।
३. ----- घूमने जाता हूँ।
४. ----- के साथ खेलता हूँ।
५. ----- बजे उठता हूँ।
६. ----- नहीं करता हूँ।
७. ----- की मदद करता हूँ।
८. ----- सीखता हूँ।
९. माँ के साथ -----
१०. दादी के साथ -----