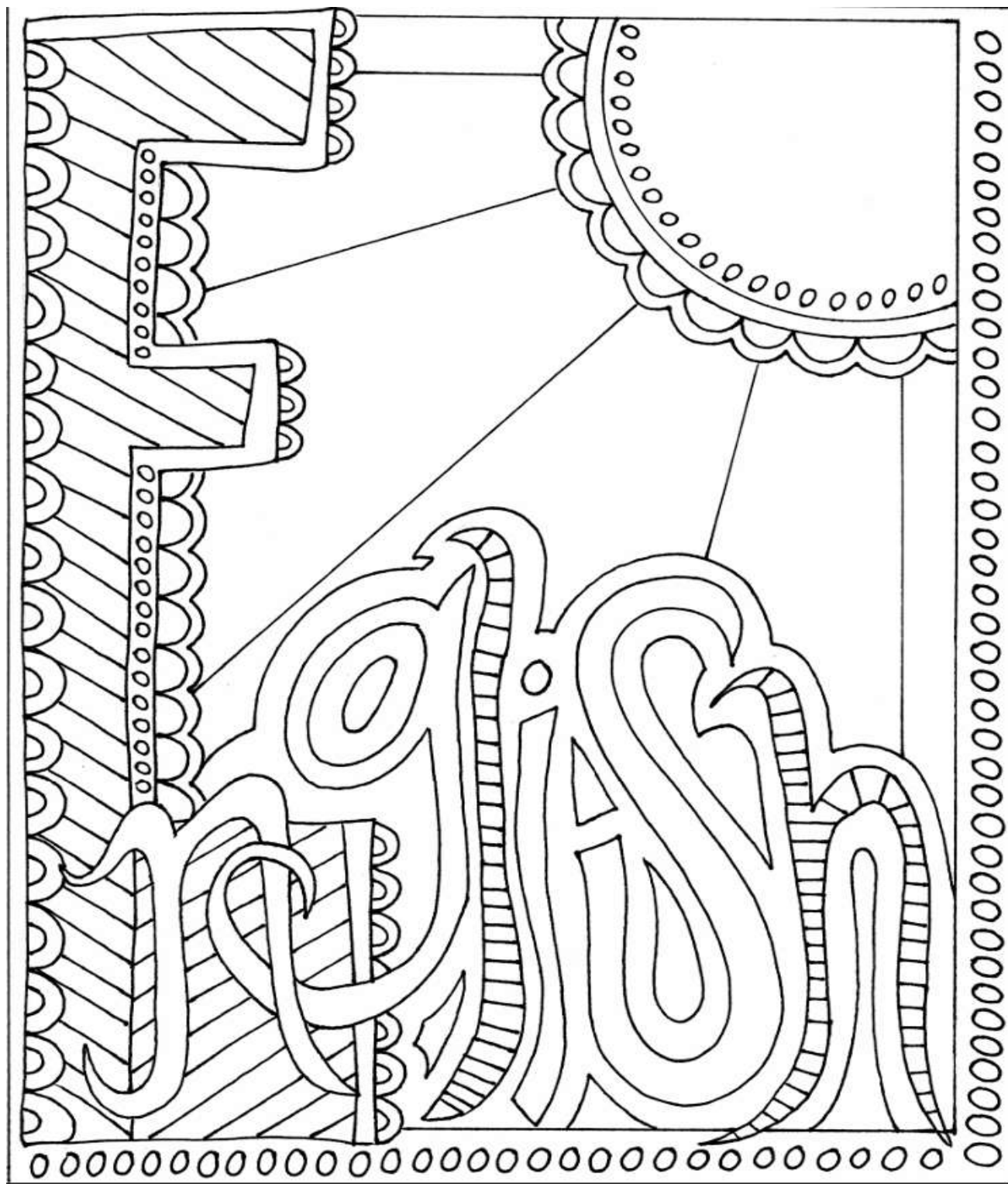


# HOLIDAY HOMEWORK- 2025-26

CLASS - 3

SUBJECT- ENGLISH





Daly College, Jr School

Class 3

English Worksheet: Nouns and Adjectives from "Abdullah's Butterfly"

Name: \_\_\_\_\_ Date: \_\_\_\_\_

**Part A: Match the Adjective to the Correct Noun**

Draw a line to match each adjective with the noun it best describes from the story.

- |                     |                |
|---------------------|----------------|
| 1. tired            | a. porridge    |
| 2. soft             | b. butterfly   |
| 3. wise             | c. Abdullah    |
| 4. <u>colourful</u> | d. basket      |
| 5. gentle           | e. breeze      |
| 6. woven            | f. feet        |
| 7. quiet            | g. basket      |
| 8. hopeful          | h. grandfather |
| 9. kind             | i. heart       |
| 10. empty           | j. forest      |

**Part B: Use the Noun + Adjective Pair in Sentences**

Write three sentences using a noun and an adjective from above.

1. \_\_\_\_\_  
\_\_\_\_\_
2. \_\_\_\_\_  
\_\_\_\_\_
3. \_\_\_\_\_  
\_\_\_\_\_



Daly College, Jr School

Class 3

### **“The Lost Pencil Case”**

It was a bright Monday morning, and Meera was excited to return to school after the weekend. She loved school, especially Art class on Mondays. As she entered her classroom, she waved to her friends and put her bag on the hook.

When the bell rang, everyone took out their pencil cases. But Meera's was missing!

She searched her bag, her desk, and even under her chair. Her pencil case — the one with the sparkly unicorn on it — was gone!

Tears welled up in her eyes. “I need my colours for Art,” she whispered.

Her best friend Rishi came over. “Don't worry, Meera. We'll find it. Let's check the lost and found.”

They tiptoed down the hallway and peeked into the lost and found box. No pencil case.

Just then, their classmate Anya came running. “Meera! I found your pencil case! It was in the library — right where we sat on Friday.”

Meera's face lit up. “Thank you, Anya!”

Back in class, Meera opened her pencil case and smiled at her crayons and markers. She drew a picture of her friends with a big thank-you note in the corner.

And from that day on, she always checked her things twice before leaving a room!



## **A PIZZA THE SIZE OF THE SUN**

By – Jack Perultsky

I'm making a pizza the size of the sun,  
A pizza that's sure to weigh more than a ton,  
A pizza, too massive to pick up and toss,  
A pizza, resplendent with oceans of sauce.

I'm topping my pizza, with mountains of cheese,  
With acres of peppers, pimentos and peas,  
With mushrooms, tomatoes, and sausage galore,  
With every last olive they had at the store.

My pizza is sure to be one of a kind,  
My pizza will leave other pizzas behind,  
My pizza will be a delectable treat,  
That all who love pizza are welcome to eat

The oven is hot, I believe it will take  
A year and a half for my pizza to bake.  
I hardly can wait till my pizza is done,  
My wonderful pizza the size of the sun.



## **THE DAY MY STOMACH ROARED!**

**Anonymous**

It happened today, right in my class,  
A moment I wish had never come to pass!  
The room was silent, the test had begun,  
Everyone focused—no whispers, not one.  
I held my pencil, ready to write,  
When suddenly... I got a fright! (GRRRROOOOAAAARRR!)

What was that? A lion near?  
Did a monster just appear?  
I froze, I gasped, I turned so red—  
That awful sound came from my head!  
NO! Not my head—oh, what a blunder!  
It was my stomach—a growling thunder! (GRRRROOOOAAAARRR!  
It roared again,)

Echoing loud from end to end!  
The teacher jumped, the students stared,

Even the principal looked quite scared!  
I tried to cough, I tried to sneeze,  
I tried to muffle it with my knees!  
But still, it grumbled, loud and proud,  
Like a bear stomping through a crowd!  
Then someone giggled, then two, then three,  
Soon, the whole class laughed at me!

My teacher smiled, then said, “Oh dear,  
Someone forgot their breakfast here!”  
I nodded fast and felt so blue,  
My stomach just had to speak up too!  
So next time, when a test is near,  
I’ll eat my breakfast—loud and clear!  
No more roars, no more shame,  
Just a quiet stomach—that’s my aim!



I Should Have Stayed in Bed Today  
I should have stayed in bed today,  
In bed's where I belong,  
As soon as I got up today,  
things started going wrong.  
I got a splinter in my foot,  
My puppy made me fall,  
I squirted toothpaste in my ear,  
I crashed into the wall.

I knocked my homework off the desk,  
It landed on my toes,  
I spilled a glass of chocolate milk,  
It's soaking through my clothes,  
I accidentally bit my tongue,  
That really made me moan,  
And it was far from funny  
When I banged my funny bone.

I scraped my knees, I bumped my nose  
I sat upon a pin,  
I leapt up with alacrity,  
And sharply barked my shin,  
I stuck a finger in my eye,  
The pain was quite severe,  
I'd better get right back to bed  
And stay there for a year.



Daly College, Jr School  
English Choral Recitation – Class 3 D

**A Two-Headed Monster**

A two-headed monster  
Broke into my house,  
He ate every button  
on Jennifer's blouse.

He tasted a table  
And chewed on a bed.  
He swallowed the hat  
On my grandfather's head.

The monster ingested  
the living room floor.  
He scarfed down a painting  
And dined on a door.

He snacked on the sofa.  
He munched on the mats.  
He sampled the fur  
On my kittens and cats.

Although he enjoyed  
all the things that he ate,  
he suffered a tragic,  
unfortunate fate.

The doctor confirmed it.  
I heard what they said.  
He ate mother's cooking.  
and now he is dead.

**Darren Sardelli**







**Daly College Junior School ,Indore**  
**Hindi Holiday Homework**  
**Class :-3**

## सूझबूझ

एक दिन किसी तालाब पर एक मछुआरा शिकार करने आया। तालाब में मछलियाँ उछल-कूद कर रही थीं। मछुआरे ने मन-ही-मन सोचा, "अरे वाह! यहाँ तो ढेर-सारी मछलियाँ हैं। कल मैं बड़ा जाल लेकर आऊँगा।"

उस तालाब में एक सुनहरी मछली भी थी। उसने मछुआरे की बात सुन ली। यह बात उसने दूसरी मछलियों को बताई। वे सब परेशान हो गईं।

"अब हम क्या करें? कहाँ जाएँ?" सभी सोचने लगीं।

सुनहरी मछली ने कहा, "पास में एक नदी है। उसकी बहुत सारी मछलियाँ मेरी दोस्त हैं। हम सब वहाँ जाकर रह सकते हैं। वहाँ हमें कोई परेशान नहीं करेगा।"

और भी मछलियाँ तालाब से निकलीं एक पतले रास्ते से नदी में चली गईं।

अगले दिन मछुआरा आया। उसने बार-बार जाल फेंका, लेकिन एक भी मछली नहीं फँसी।

मछुआरा हैरान रह गया। वह अपना-सा मुँह लेकर घर लौट गया।



1. तालाब देखकर मछुआरे ने क्या सोचा?

---

2. अगले दिन जाल में कोई मछली क्यों नहीं फँसी?

---

3. कहानी आए शब्दों को ढूँढकर लिखें।

\_\_\_\_\_

\_\_\_\_\_

\_\_\_\_\_

\_\_\_\_\_

4. आप अलग-अलग कितनी मछलियों के नाम जानते हैं लिखें।

\_\_\_\_\_

\_\_\_\_\_

\_\_\_\_\_

\_\_\_\_\_

5. पानी में रहने वाले किसी जीव का चित्र बनाकर उसके बारे में लिखें।

[illegible]



# रेलगाड़ी


1. लड़की ने ज़मीन पर किस चीज़ का चित्र बनाया?

2. रेलगाड़ी में आपको जो चीज़ें नज़र आती हैं, उनके नाम लिखें।

3. आपने कौन-कौन से वाहनों से यात्रा की है ? सूची बनाएँ।

4. कहानी से ऐसे शब्दों को ढूँढकर लिखें जिसमें 'ल' अक्षर हो।

5. अपने मनपसंद वाहन का चित्र बनाकर उसमें मनचाहे रंग भरें।





1

# मेरा साथी



2



एक आदमी बहुत अकेला था।

3



एक दिन उसे एक कुत्ता मिला।

4



कुत्ते ने चिड़िया को देखा और  
उसके पीछे भागा।

5



और आदमी कुत्ते के पीछे भागा।

6



चिड़िया फुर्र हो गई। लेकिन आदमी  
अभी भी कुत्ते के पीछे था।

7



आदमी ने कुत्ते को पकड़ा।

8



कुछ दिनों में दोनों दोस्त बन गए।

# मेरा साथी

### 1. कुत्ता क्यों भागा?

2. आदमी कुत्ते के पीछे क्यों भागता रहा?

---

3. आपके दोस्त कौन-कौन हैं? उनके नाम लिखें।


4. कहानी से ऐसे शब्दों को लिखकर गोला लगाएँ जिनमें 'क' अक्षर आया हो।

एक

5. अपने दोस्त का चित्र बनाएँ। उसकी कोई खास बात लिखें।

[illegible]

1



चाँद गगन में  
अच्छा है...

2



चाँद है बहुत दूर यहाँ से।  
चलो उसको पास बुलाएँ।

3



कागज़ की एक  
कॉपी पर आओ  
उसे सजाएँ।

4




टेढ़ा-मेढ़ा बना  
चाँद, पर गोल  
नहीं बन पाया।

5



गोल बनाने के चक्कर में  
पेपर बहुत गँवाया।

6



तब दादू ने हमको  
मज़े का सबक  
सिखाया।

7



सबक सीखकर समझ में आया,  
चाँद गगन में अच्छा है।

8



और धरती पर चिड़िया  
बनाकर उड़ाना  
सबसे अच्छा है।



# चाँद गगन में अच्छा है

1. दादू ने क्या बताया?

---

2. कहानी में क्या बनाने की बात हो रही है?

---

3. आपको कागज़ से क्या-क्या बनाना अच्छा लगता है? लिखें।


4. नीचे दी गई अलग-अलग आवाज़ों से नए शब्द बनाएँ।

作


5. कागज से कोई मनपसंद चीज़ बनाएँ, चिपकाए। उसके बारे में कोई खास बात लिखें।

[illegible]

# डोडो की खोज

बहुत पुरानी बात है। उस समय धरती पर केवल जंगल थे। मानव कपड़ों की जगह पेड़ों की छाल लपेटते थे और कच्चा भोजन ही खाते थे। ऐसे ही लोगों का एक समूह नदी के पास की गुफा में रहता था। उनमें एक छोटी लड़की थी डोडो। डोडो बहुत ही खोजी स्वाभाव वाली थी। वह रोज़ नई-नई चीज़ें खोजती और अपने माँ-बाबा को बताती। उसके माँ-बाबा उसके काम की तारीफ़ करते तो वह जोश में और नई चीज़ें ढूँढने लग जाती।

एक दिन डोडो को कुछ भी नया नहीं मिला। वह बिना किसी खोज के घर नहीं जाना चाहती थी। जब कुछ नहीं मिला और रात होने लगी तो उसे गुस्सा आने लगा। उसने गुस्से में एक छोटा पत्थर उठा कर पास पड़े पत्थर पर ज़ोर से दे मारा। पत्थरों के टकराने पर जो हुआ उसे देख डोडो की आँखों में चमक आ गई। उसने फिर से ऐसा किया। हर बार पत्थरों के टकराने पर एक रोशनी चमक जाती। वह दौड़ कर अपने घर आई और सभी को अपनी आज की खोज के बारे में बताया। समूह के मुखिया ने डोडो को धन्यवाद दिया, क्योंकि उसने आज आग की खोज की थी। अब समूह में हर तरफ़ रोशनी और खुशी थी।



# उड़ते फूल

1. सारी तितलियाँ क्यों उड़ गईं?

---

---

---

2. सीमा तितलियों को उड़ने वाले फूल को रंग बिरंगे फूल क्यों कर रही थी?

---

---

---

3. आप कितने फूलों के नाम जानते हैं? लिखें।

---

---

---

4. दिए गए शब्दों की आवाज़ों को अलग-अलग करें।

फूल
बगीचा
दादा

फू	ल	

तितली
ताली
उड़ना


5. तितली का चित्र बनाकर रंग भरें और उसके बारे में कुछ लिखें।

	<hr/>
	<hr/>
	<hr/>
	<hr/>
	<hr/>
	<hr/>
	<hr/>
	<hr/>

<hr/>
-------



## SUMMER HOLIDAY HOMEWORK




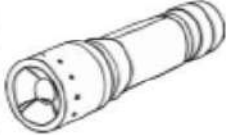






*Lazy hazy summer days,  
Unwind slowly, sun ablaze  
Sweetly scented air abounds  
Let's have some fun and jump around*

# Light and Dark Sources

Name: .....

Date: .....

1. Look at the things below. Are they light sources?

			
Lamp	Torch	Mirror	Curtain
			
Sun	Moon	Candle	Eyes

2. Now cut out the four light sources and stick them in order.

Brightest	Very bright	Quite bright	Least bright



# Light and Shadow

Use a black pencil to draw the shadows in this picture



## Background information

Light can pass through some types of objects. Objects that allows light to pass through it so a clear image can be seen is called transparent. Glass is transparent and this property is used for windows. Objects that allows some but not all of the light to pass through, it is called translucent. Wax paper is translucent. Objects that does not allow any light to pass through it is called opaque. A shadow forms when an opaque or translucent object blocks the light.

## Shadows

Draw the location of the sun for the following times of day and then draw an object and its corresponding shadow.

or

Consider a wooden stick about half a metre long fix one end of it in open ground where there are no trees and buildings near it. Look it's shadow in the following times of the day and mark its points of shadows. Note the direction of the sun with respect to stick where is shadow of the object formed.

7:00am-Early Morning	10:00am-Late Morning
12:00noon-Midday	5:00p.m-Early Evening






Daly College, Jr. School, Indore

Sub: EVS Unit-1 Dark and Light

Use the help box and Solve the puzzle

Shadow transparent translucent angle big reflect shorter light opaque

### Light and shadows



#### Across

1. This is formed when opaque object blocks light.
4. An object that lets lots of light through. You can clearly see what is on the other side.
7. \_\_\_\_\_ source. These are things that give us light.
9. Light always reflect at the same \_\_\_\_\_.

#### Down

2. An object that blocks the light from going through. You cannot see what is on the other side.
3. An object that lets some light through. You can see what is on the other side but it is not clear.
5. The higher the sun the \_\_\_\_\_ the shadow.
6. When light bounces off a surface.
8. An object close to a light source will make a \_\_\_\_\_ shadow

## Word Search

G	S	U	N	W	H	E	I	M	O	L
P	H	T	V	S	T	A	R	S	F	J
D	A	Q	T	O	R	C	H	U	Y	L
K	D	W	H	L	P	Z	A	G	O	I
E	O	P	A	Q	U	E	R	N	J	G
P	W	U	I	L	D	H	W	Q	I	H
T	R	A	N	S	P	A	R	E	N	T
E	D	J	A	Y	R	G	B	H	D	L
F	E	Y	U	I	L	S	X	A	Y	P
T	R	A	N	S	L	U	C	E	N	T
G	B	N	Z	L	P	M	R	E	Y	E

SHADOW

TRANSLUCENT

EYE

OPAQUE

TRANSPARENT

LIGHT

SUN

STARS

TORCH

ENGLISH

## COMPUTER

1. Draw and write 10 shortcut keys of MS-Word. Coloured it beautifully.
2. Draw a comic story or series of pictures telling a short story about a computer.

### Note:-

1. Holiday Homework to be done in long ruled sheets.
2. Drawing to be made on A4 size coloured sheets.
3. Staple the sheets with the following information

Name:

Class & Sec.

Roll No.

Solve the given puzzle

3		-	7	=				9	+	3	=	
x	-			+				-				x
3	6			1	+	6	=					2
=	=			=				=				=
	-	2	=		x	2	=					
x				x				x				
1				4		6	x	2	=			16
=				=				=				-
					-	0	=			x		
6	x		=	18				2				
x			=		=			x			=	x
2	x		=		-	2	=		-	3	=	9
=								=				=
	+	2	=						+	4	=	

# Number Patterns

Complete each number pattern.

1. 0 2 4 \_\_\_\_ 8 10 \_\_\_\_ 14 \_\_\_\_ \_\_\_\_ 20

2. 1 \_\_\_\_ 3 \_\_\_\_ 5 6 7 \_\_\_\_ 9 10 \_\_\_\_

3. 0 \_\_\_\_ 6 9 12 \_\_\_\_ 18 \_\_\_\_ 24 \_\_\_\_ 30

4. 10 20 30 \_\_\_\_ 50 60 \_\_\_\_ 80 90 \_\_\_\_ 110

5. 5 \_\_\_\_ 15 \_\_\_\_ 25 30 35 \_\_\_\_ 45 50 55

6. 6 \_\_\_\_ 10 12 14 16 \_\_\_\_ 20 22 \_\_\_\_ 26

7. 100 90 \_\_\_\_ 70 60 \_\_\_\_ 40 \_\_\_\_ 20 10 0

8. 4 8 12 \_\_\_\_ 20 \_\_\_\_ 28 32 36 40 \_\_\_\_

9. \_\_\_\_ 11 10 9 \_\_\_\_ 7 \_\_\_\_ 5 4 3 \_\_\_\_

10. 20 40 60 80 100 120 \_\_\_\_ 160 \_\_\_\_ 200

# Place Value

## 1. Write number names of the following numerals :

a) 1019

.....

b) 2278

.....

c) 5160

.....

d) 3155

.....

## 2. Write numerals of the following number names :

a) Six thousand, nine hundred twenty-five.....

b) One thousand, five hundred forty-three.....

c) Three thousand, Fifty-eight.....

d) One thousand, two hundred ninety-six.....

## 3. Write the numbers in the expanded form:

a) 9058 =

.....

b) 2029 =

.....

**4. Write the place values all digits of:**

a) 1469

b) 6504

**5. Circle the greatest (biggest) number:**

a) 923, 465, 647

b) 1651, 6115, 1156

**6. Circle the smallest number:**

a) 501, 510, 150

b) 4100, 4010, 4001

**7. Arrange the following numbers in ascending order:**

a) 863, 836, 806, 860:

---

b) 1932, 1239, 3291, 392 :

---

**8. Make the smallest and largest four-digit number using 4, 7, 9, 5**

Smallest four-digit number: .....

Largest four-digit number: .....

## ACTIVITY 1- ODD AND EVEN POT STEPS:-

- Create two pots for Odd and Even numbers on a coloured sheet.
- Go around in your house taking number suggestions from your family members and friends. (1-2000)
- Write those numbers on different coloured flowers and stick them on a thin hard surface for stability.
- Segregate those numbers into Odd and Even and stick the flowers inside the correct pot.

Video link for reference : ➤

<https://youtu.be/5aMiAFKL9ts?si=JaVpMcrJqW3W0MO7> (pls copy the link)



- Learn tables 0 to 12